

IT

- Pressa trasportabile con pompa pneumatica idraulica
- Idonea per raccordi dritti, 45° e 90°

EN

- Transportable press with hydraulic manual pump
- Suitable for straight, 45° and 90° fittings

DE

- Transportable Presse mit manueller Hydraulikpumpe
- Geeignet für gerade, 45° und 90° Anschlüsse

FR

- Presse transportable avec pompe oléodynamique manuelle
- Utilisable avec raccords droits, 45° et 90°

ES

- Prensa transportable con bomba oleodinámica manual
- Puede ser utilizada con tuberías derechas, 45° y 90°

PT

- Prensa transportável com bomba hidráulica manual
- Pode ser usado com tubos retos, 45° e 90°

code 39PR06



code 58UT022A (included)



IT Utensile rimuovi morsetti con calamita

EN Magnet tool to remove pressing jaws

DE Magnetwerkzeug für die Entfernung von Pressbacken

FR Outil magnétique pour enlever les mâchoires de pressage

ES Herramienta magnética para sacar las mordazas de la prensa

PT Ferramenta magnética para remover os mordentes de prensar

code 58UT001A (optional)



IT Forbice taglia tubo

EN Scissor for hose

DE Schlauchschneideschere

FR Ciseaux coupe-tube

ES Tijeras cortatubos

PT Tesouras corta tubos

code 58UT023A (optional)



IT Lampada led con magnete

EN LED Light with magnet

DE LED-Lampe mit Magnet

FR Lampe à LED magnétique

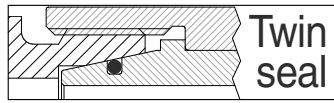
ES Lámpara LED con imán

PT Lâmpada LED com íman

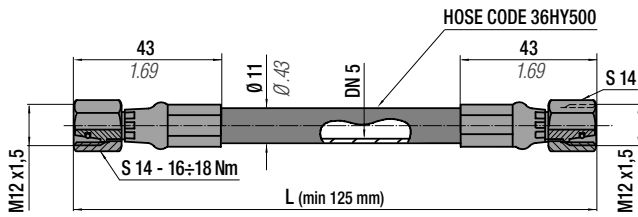
AIR		L x P x H	Kg	°F °C
7 bar 110 psi	100 TON 110 US TON	380 x 430 x 400 mm 15 x 17 x 16 inch	38 kg 84 lb	-5 ÷ 40 °C 23 ÷ 104 °F

CONNECTIONS	ORFS "TSM" HOSE Ø 5,5 p. 288	Micro 32° - JIC 37° "TSM" HOSE Ø 5,5 p. 272 - 273	FlexFlow "TMA" HOSE Ø 5,1 p. 275	JIC 37° "TNB" HOSE Ø 8 p. 273	EO 24° "HY 500" HOSE Ø 11 p. 268	ORFS "HY 400" HOSE Ø 12,7 p. 284
PRESSING JAWS	code 39MTR10 (optional) 	code 39MTR11 (optional) 	code 39MTR12 (optional) 	code 39MTR13 (optional) 		

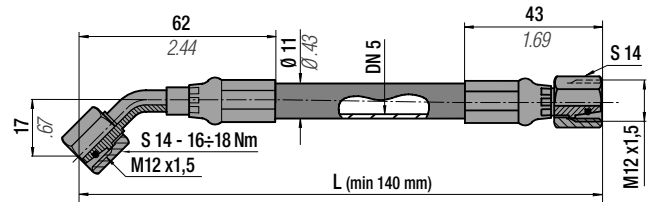
Ordering example: **39PR06A + 39MTR11** | Pressing jaws for Jic 37° "TNB" HOSE Ø 8,1



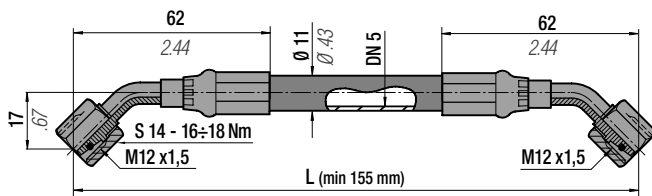
code 36HY50001...



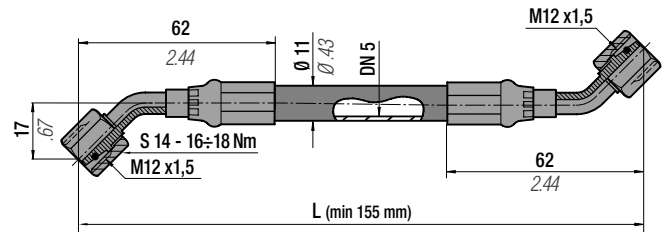
code 36HY50002...



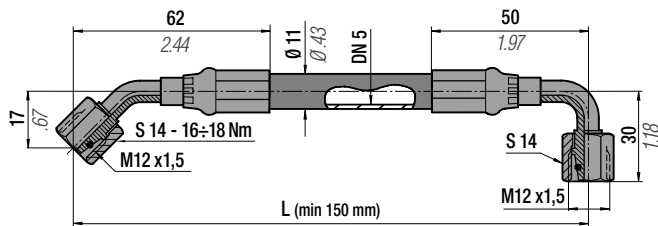
code 36HY50003...



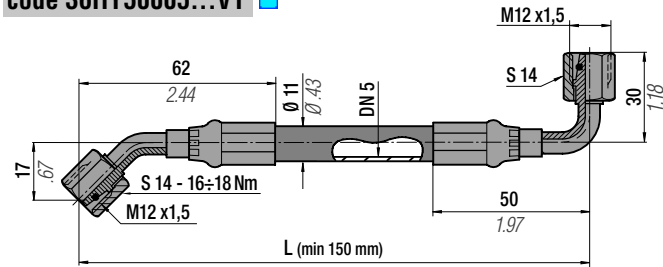
code 36HY50003...V1



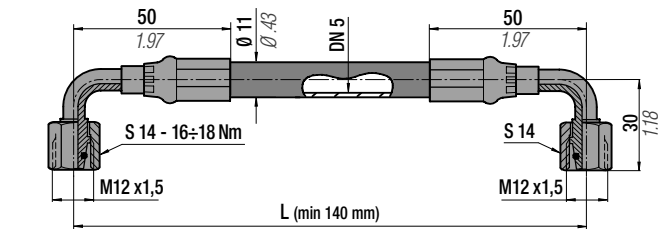
code 36HY50005...



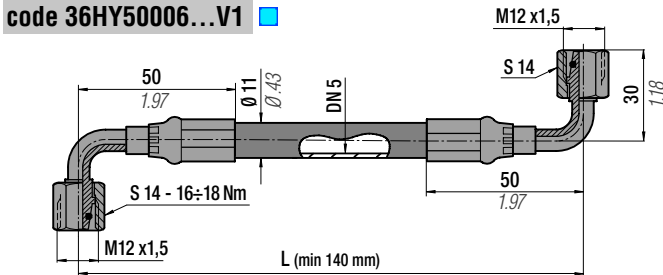
code 36HY50005...V1



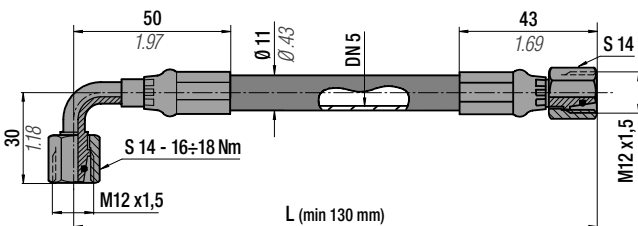
code 36HY50006...



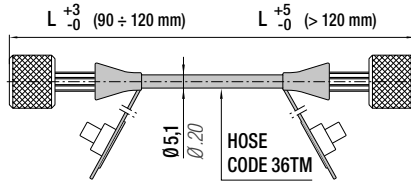
code 36HY50006...V1



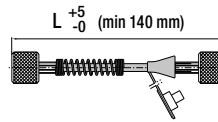
code 36HY50004...



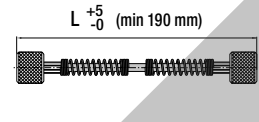
code TMD



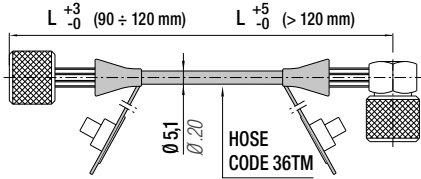
code TMD...-1



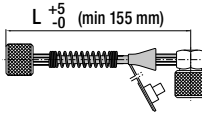
code TMD...-2



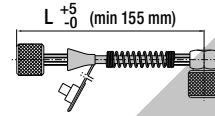
code TMDR



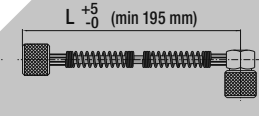
code TMDR...-1



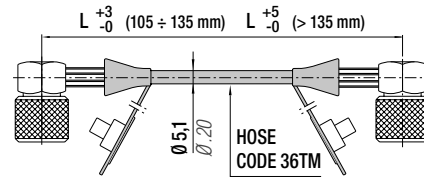
code TMDR...-3



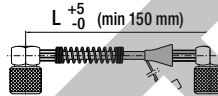
code TMDR...-2



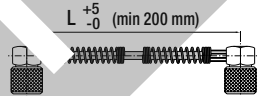
code TMR



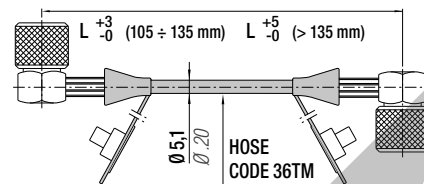
code TMR...-3



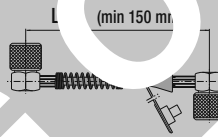
code TMR...-2



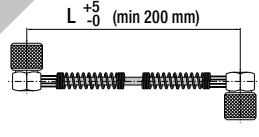
code TMR...V1



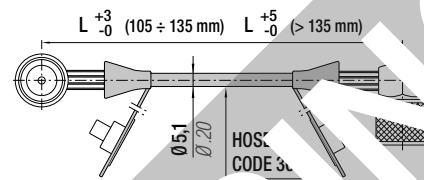
code TMR...V1-3



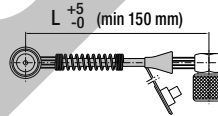
code TMR...V1-2



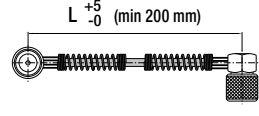
code TMR...V2



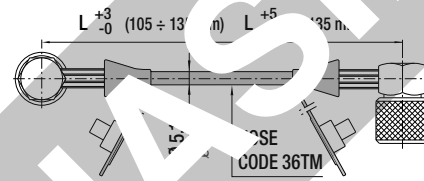
code TMR...V2-3



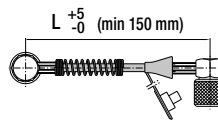
code TMR...V2-2



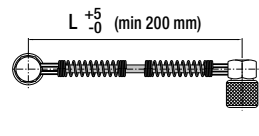
code TMR...V3



code TMR...V3-3



code TMR...V3-2



Technical data

"L" min (TMD - TMDR)	see above	-	Operation temp.	-20 +100°C	-2 +212°F
"L" min (TMR - TMR...)	see above	-	Dimension hose	5/64" (external ø 5,1 mm)	
Operation press.	630 bar	9135 psi	Material hose	Polyamid	
Burst Pressure	1950 bar at 20°C	28275 psi at 68°F	Standard	-	
R (bending radius)	20 mm	0.79 in	Outer casing hose	Perforated	



Lunghezze standard (mm) inclusive di n.2 raccordi e tappi
Standard lengths (mm) inclusive of no.2 connections and plugs
Standard-Länge (mm) einsch.2 und Stopfen Anschlüssen

Longueur standard (mm) comprenant 2 raccords et bouchons
Longitud estándar (mm) con 2 racores incluidos y tapones
Comprimento standard (mm) incluindo nas 2 ligações e tampões

standard L = 90 ÷ 120 mm min. - 1 mm upward increase

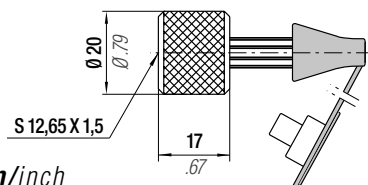
Example (TMD91; TMD119; TMR107; TMR114V1; ...)

standard L = > 120 mm min. - 5 mm upward increase

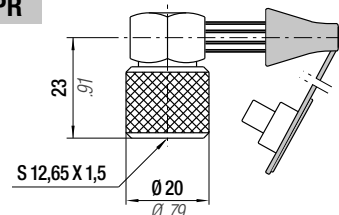
Example (TMD120; TMD125; TMR135; TMR150V1; ...)

HOSE FITTINGS

code 36MREPD

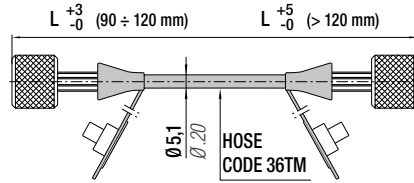
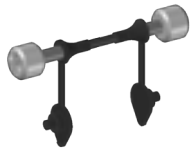


code 36MREPR

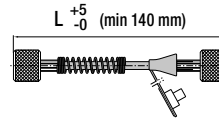


All dimensions in mm/inch

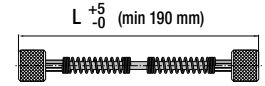
code TMAD



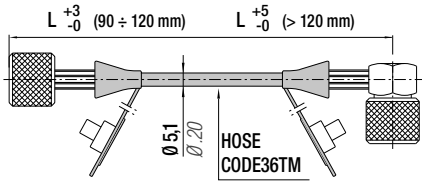
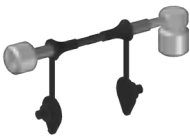
code TMAD...-1



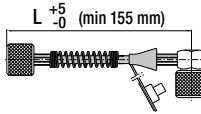
code TMAD...-2



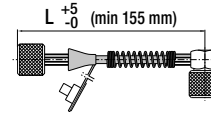
code TMADR



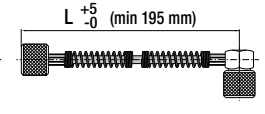
code TMADR...-1



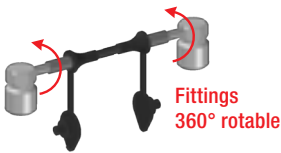
code TMADR...-3



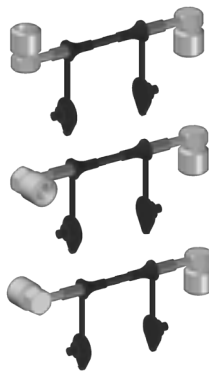
code TMADR...-2



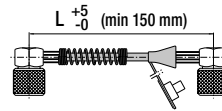
code TMAR



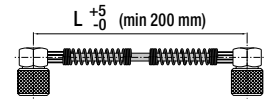
Examples of rotated fittings:



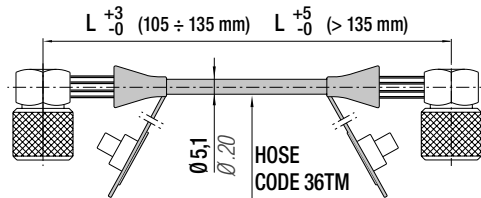
code TMAR...-3



code TMAR...-2



Examples of rotated fittings:



Technical data				
"L" min	See above	-	Dimension hose	5/64" (external Ø 5,1 mm)
Operation pressure	630 bar	9135 psi	Material hose	Polyamide
Burst Pressure	1950 bar at 20°C	28275 psi at 68°F	Material fitting	Stainless Steel
R (bending radius)	20 mm	0.79 in	Standard	-
Operation temp.	-20 +100°C	-2 +212°F	Outer casing hose	Perforated

! Lunghezze standard (mm) inclusive di n.2 raccordi e tappi
Standard lengths (mm) inclusive of no.2 connections and plugs
Standard-Länge (mm) einsch.2 und Stopfen Anschlüssen

Longueur standard (mm) comprenant 2 raccords et bouchons
Longitud estándar (mm) con 2 racores incluidos y tapones
Comprimento standard (mm) incluindo nas 2 ligações e tampões

standard L = 90 ÷ 120 mm min. - 1 mm upward increase

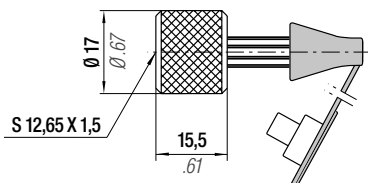
Example (TMAD91; TMAD119; TMAR107; TMAR114; ...)

standard L = > 120 mm min. - 5 mm upward increase

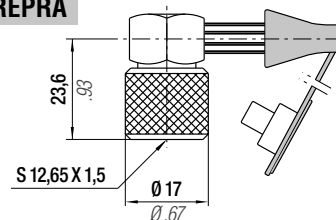
Example (TMAD120; TMAD125; TMAR135; TMAR150; ...)

HOSE FITTINGS

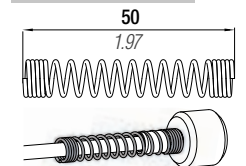
code 36MREPDA



code 36MREPR

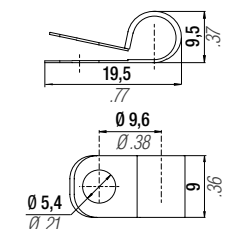


code: 59MTM



Protezione antiplièga
Anti-kink protection
Knickschutzwendel
Protection anti-croquage
Protección anti-plegue
Proteção anti-dobra

code: 36FF06A



All dimensions in mm/inch

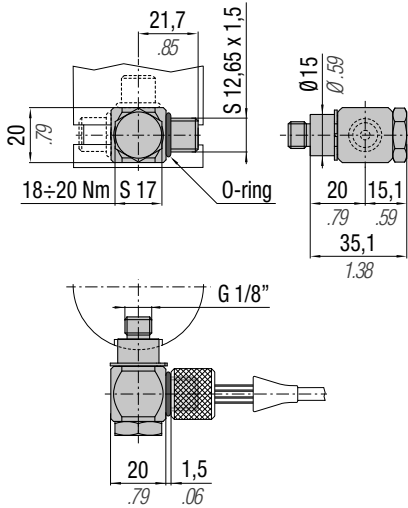


THIS PAGE IS INTENTIONALLY LEFT BLANK

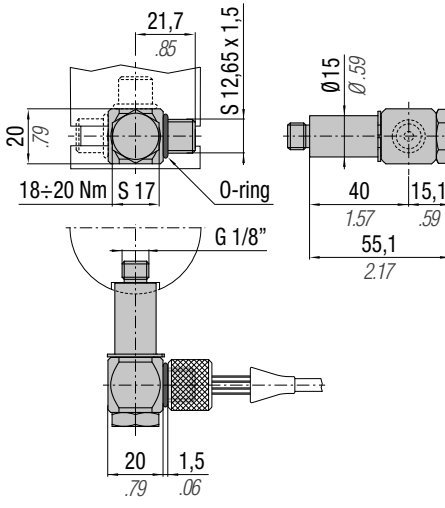


Raccordi tubo-cilindro/pannello - Hose-cylinder/panel connections - Anschlüsse zwischen schlauch und Zylinder/Kontrollarmatur -
Raccords tuyau-cylindre/tableau - Racores manguera-cilindros/panel - Racord tubo-cilindro/painel

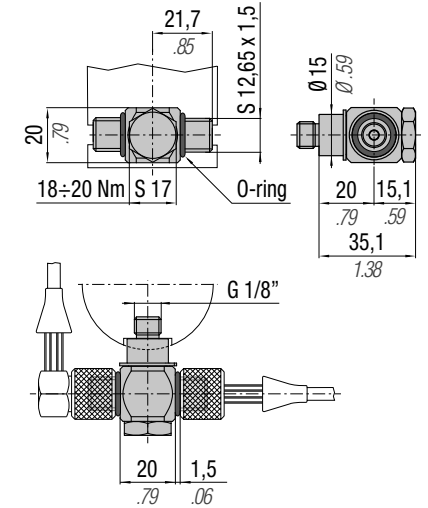
code 39BDM0901



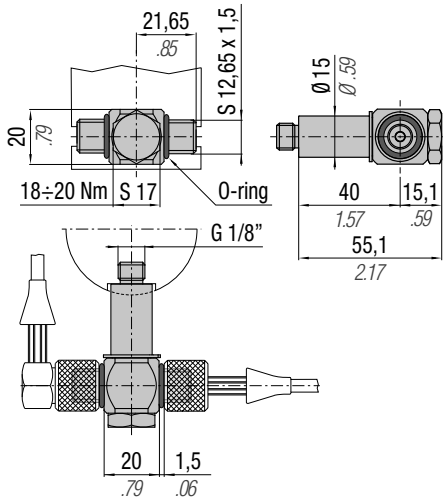
code 39BDM0902



code 39BDM1001

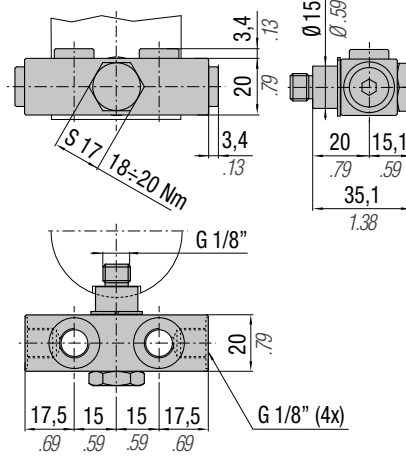


code 39BDM1002

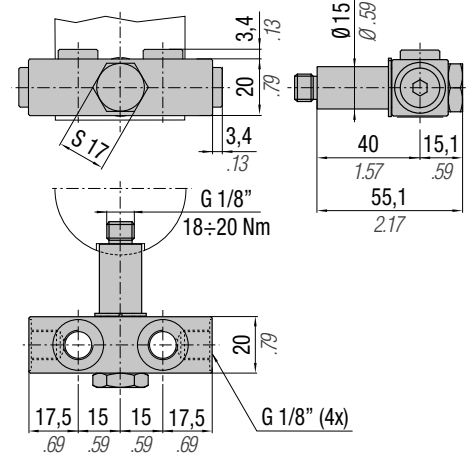


Bloccetto di distribuzione - Distribution block - Gasverteilstück - Plot de distribution - Bloque de distribución -
Bloco de distribuição

code 39BDM1101

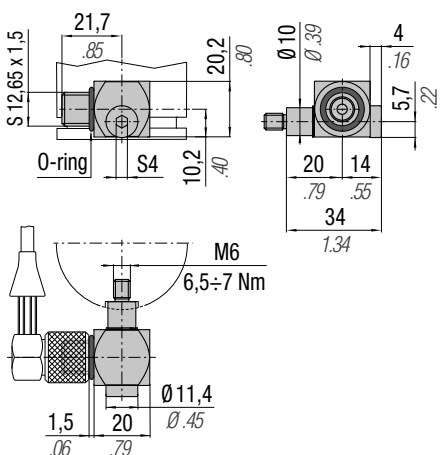


code 39BDM1102

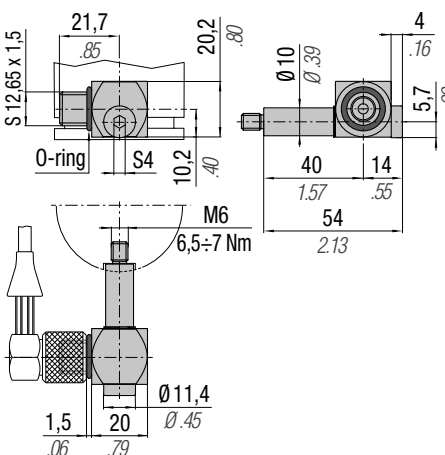


Raccordi tubo-cilindro/pannello - Hose-cylinder/panel connections - Anschlüsse zwischen schlauch und Zylinder/Kontrollarmatur -
Raccords tuyau-cylindre/tableau - Racores manguera-cilindros/panel - Racord tubo-cilindro/painel

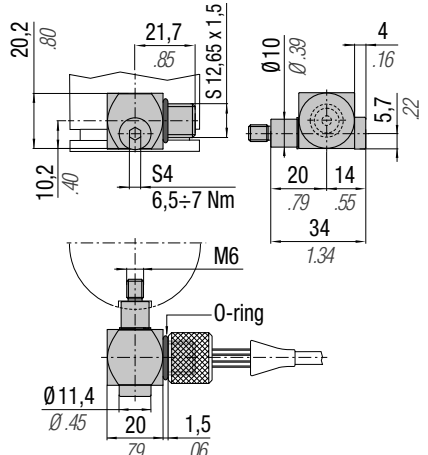
code 39BDM1201



code 39BDM1202

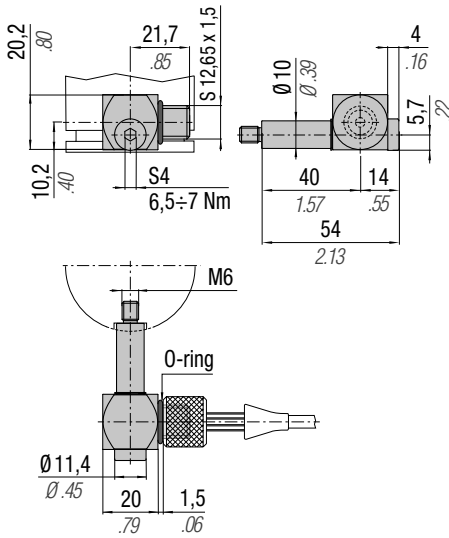


code 39BDM1301

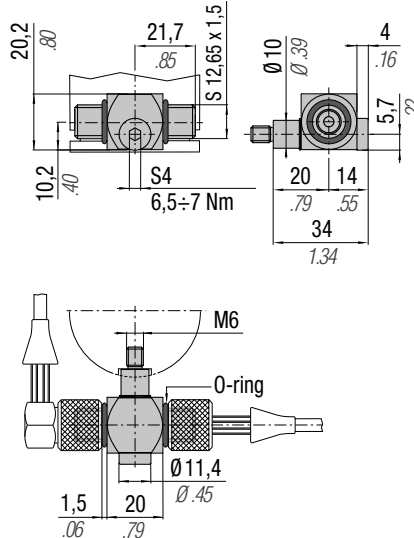


All dimensions in mm/inch

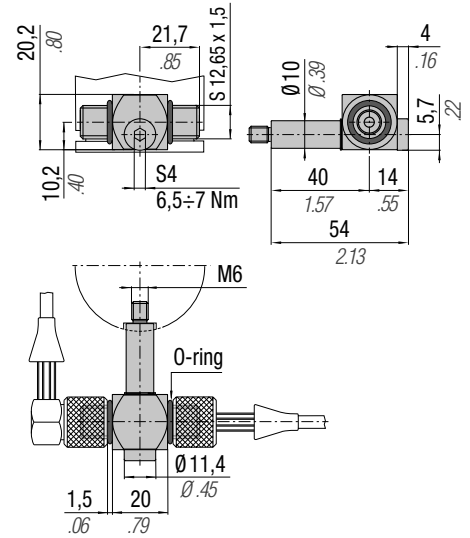
code 39BDM1302



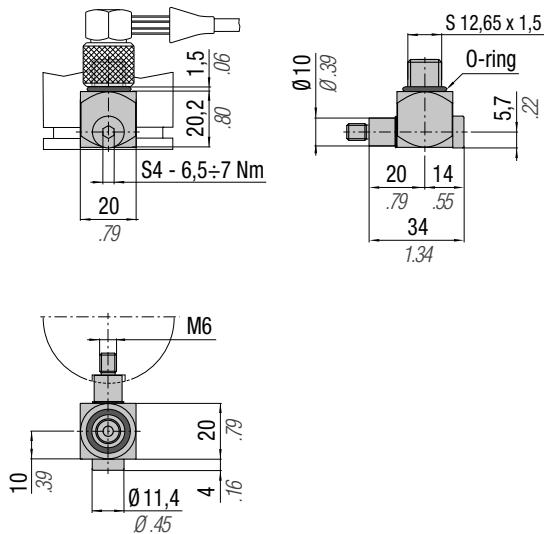
code 39BDM1401



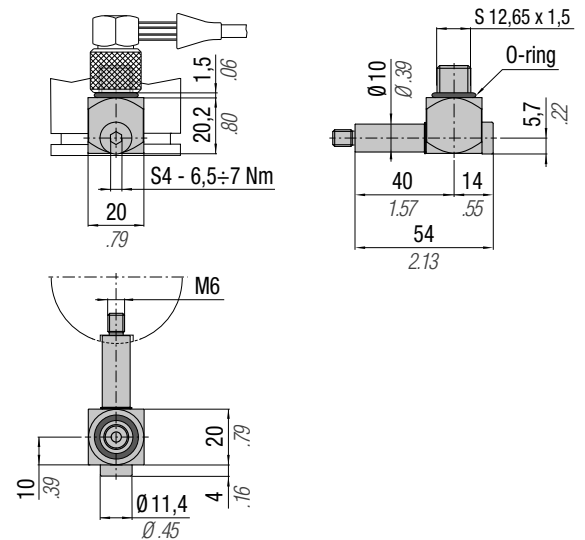
code 39BDM1402



code 39BDM1601

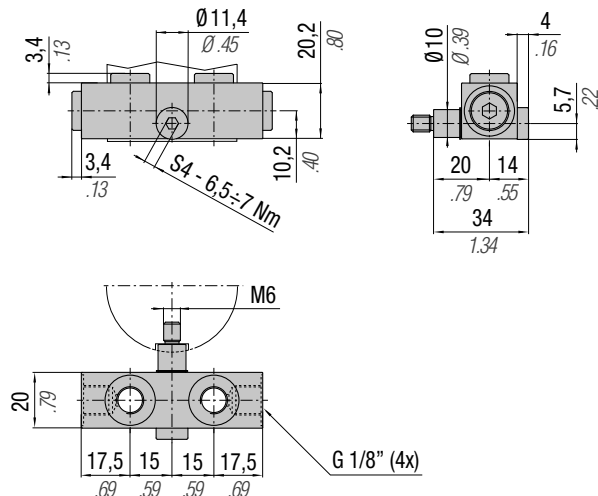


code 39BDM1602

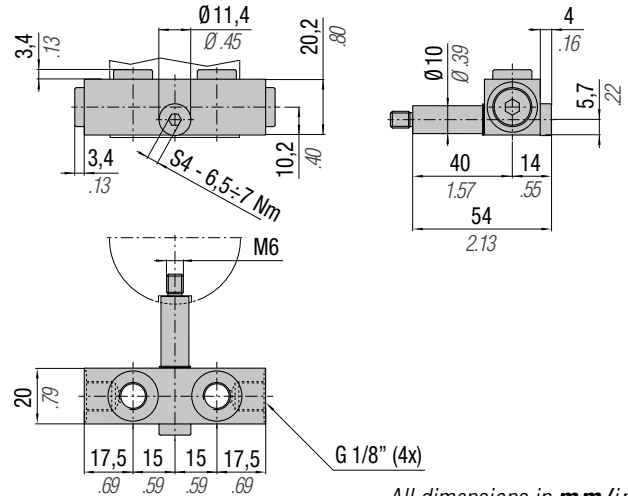


Blocchetto di distribuzione - Distribution block - Gasverteilstück - Plot de distribution - Bloque de distribución - Bloco de distribuição

code 39BDM1501



code 39BDM1502



All dimensions in mm/inch