



SW

OSAS + OSM = OVER STROKE ACTIVE SAFETY + OVER STROKE MARKER



HIGH TEMP.

ACTIVE SAFETY



OSAS



USAS



OPAS

Il nuovo codice sarà fornito solo ad esaurimento del vecchio

The new code will be supplied only when the old will be out of stock

Der neue Kode wird nur angegeben, wenn der alte nicht mehr lieferbar ist

Le nouveau code sera fourni uniquement lorsque le vieux stock sera écoulé

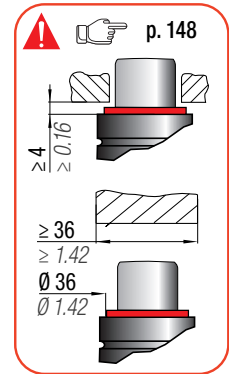
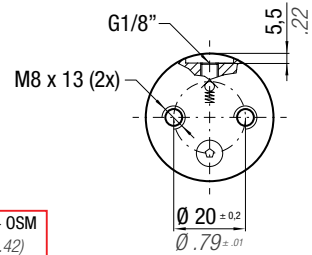
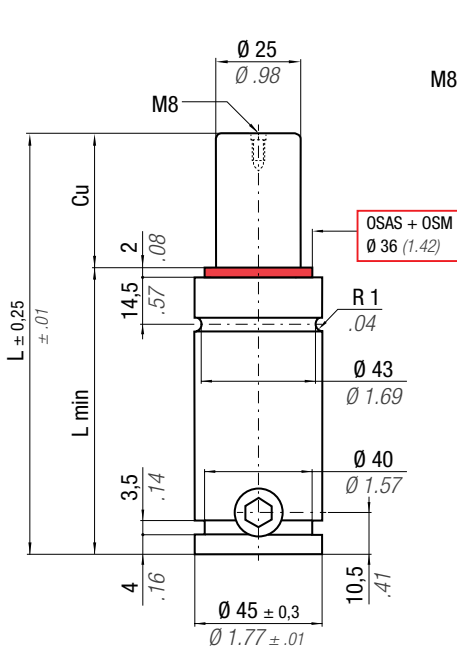
El nuevo código será suministrado sólo cuando se agoten las existencias del antiguo

O novo código irá ser fornecido apenas quando o antigo esgotar stock

easu MANIPOL p. 247

* F_{1i} = Isothermal end force at 100% Cu p. 16

** F_{1p} = Polytropic end force at 100% Cu

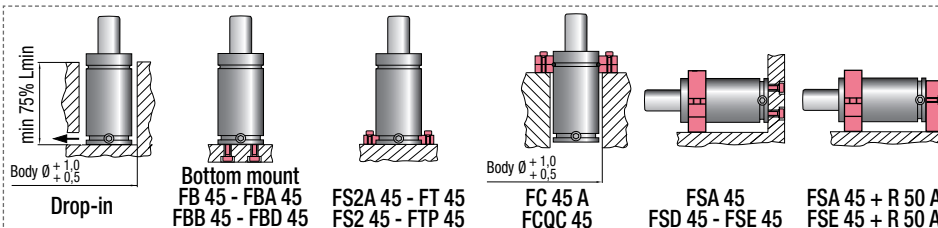


N₂	80 - 100 °C 176 - 212 °F	ΔP $\pm 0,33 \% / ^\circ C$	P max 125 bar 1813 psi	P min 20 bar 290 psi	S 4,91 cm ² 0,761 in ²	SPM ~ 5 - 20	Max Speed 1 m/s 39.4 in/s	Maintenance kit 39BMMMGS00045B
----------------------	-----------------------------	--	-------------------------------------	-----------------------------------	---	------------------------	--	--

CODE PHASING OUT from 04/2021	NEW	Cu		L		L min		F ₀ Initial force daN lb	F _{1i} *		F _{1p} **		V ₀		~Kg	~lb	PED 2014/68/EU
		mm	inch	mm	inch	mm	inch		daN	lb	daN	lb	cm ³	in ³			
HT 700 - 010 - A - T1	HT 700 - 010 - B - T1	10	0.39	105	4.13	95	3.74	615 1383 + 20°C + 68°F	1007	2263	1158	2603	24,0	1.46	0,90	1.98	✓
HT 700 - 013 - A - T1	HT 700 - 013 - B - T1	13	0.50	110,7	4.35	97,7	3.85		1050	2360	1227	2759	27,4	1.67	0,91	2.01	✓
HT 700 - 025 - A - T1	HT 700 - 025 - B - T1	25	0.98	135	5.31	110	4.33		1147	2578	1387	3119	42,2	2.58	1,00	2.20	✓
HT 700 - 038 - A - T1	HT 700 - 038 - B - T1	38	1.50	161	6.34	123	4.84		1206	2712	1488	3345	58,1	3.55	1,09	2.40	✓
HT 700 - 050 - A - T1	HT 700 - 050 - B - T1	50	1.97	185	7.28	135	5.31		1241	2789	1547	3478	72,7	4.44	1,17	2.58	✓
HT 700 - 063 - A - T1	HT 700 - 063 - B - T1	63	2.48	211,5	8.33	148,5	5.85		1262	2837	1584	3561	89,0	5.43	1,26	2.78	✓
HT 700 - 080 - A - T1	HT 700 - 080 - B - T1	80	3.15	245	9.65	165	6.50		1289	2899	1632	3668	109,2	6.66	1,37	3.02	✓
HT 700 - 100 - A - T1	HT 700 - 100 - B - T1	100	3.94	285	11.22	185	7.28		1308	2940	1664	3742	133,5	8.15	1,51	3.33	✓
HT 700 - 125 - A - T1	HT 700 - 125 - B - T1	125	4.92	335	13.19	210	8.27		1324	2976	1692	3804	163,9	10.00	1,67	3.68	✓
HT 700 - 160 - A - T1	HT 700 - 160 - B - T1	160	6.30	405	15.94	245	9.65		1338	3009	1718	3863	206,5	12.60	1,91	4.21	✓
HT 700 - 200 - A - T1	HT 700 - 200 - B - T1	200	7.87	485	19.09	285	11.22	1349	3034	1738	3907	255,2	15.57	2,20	4.85	✓	

◆ Disposable

End force at 100°C / 212°F



HOW TO ORDER

p. 149

INSTALLATION GUIDELINE

p. 205