

## ACTIVE SAFETY



OSAS



USAS



OPAS

Il nuovo codice sarà fornito solo ad esaurimento del vecchio

The new code will be supplied only when the old will be out of stock

Der neue Kode wird nur angegeben, wenn der alte nicht mehr lieferbar ist

Le nouveau code sera fourni uniquement lorsque le vieux stock sera écoulé

El nuevo código será suministrado sólo cuando se agoten las existencias del antiguo

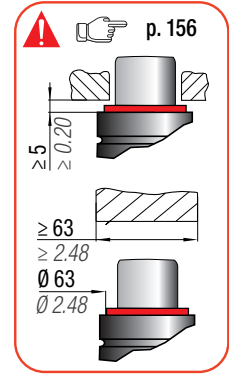
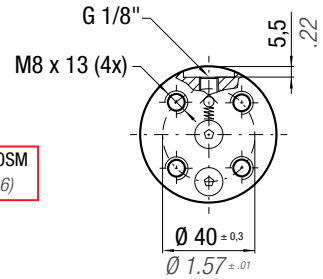
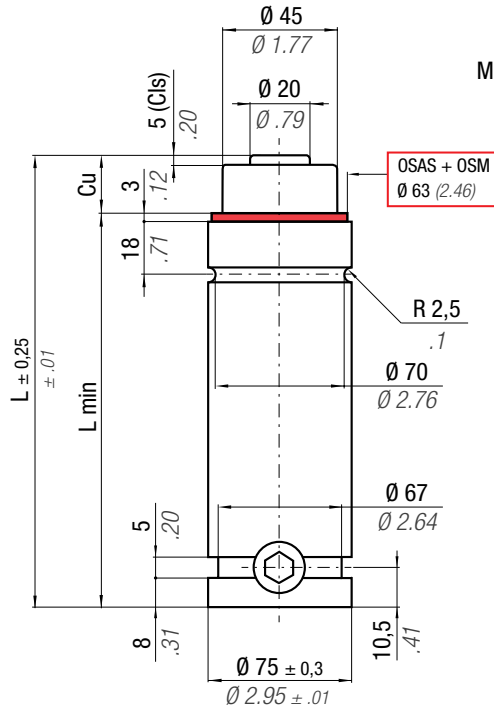
O novo código irá ser fornecido apenas quando o antigo esgotar stock

\*  $F_{1i} =$

Isothermal end force at 100% Cu p. 16

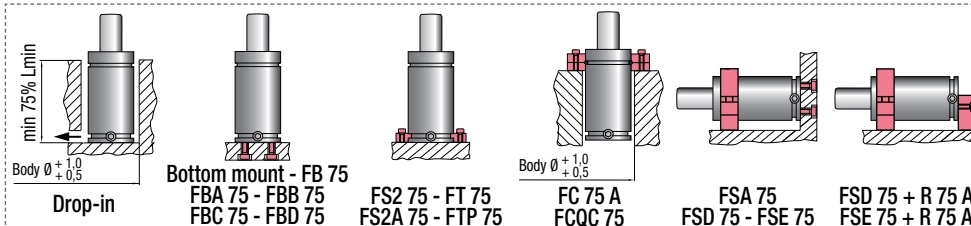
\*\*  $F_{1p} =$

Polytrophic end force at 100% Cu



N <sub>2</sub>		0 - 80 °C 32 - 176 °F	$\Delta P$ ± 0,33 %/°C	P max 100 bar 1450 psi	P min 20 bar 290 psi	S 15,90 cm <sup>2</sup> 2.465 in <sup>2</sup>	SPM ~ 15 - 60 (at 20°C)	Max Speed 1,8 m/s 70.8 in/s	Maintenance kit 39BMLS01500B		
CODE	NEW	Cu	L	L min	F <sub>0</sub>	F Cls	F <sub>1i</sub> *	F <sub>1p</sub> **	V <sub>0</sub>	PED 2014/68/EU	
PHASING OUT from 04/2021		mm inch	mm inch	mm inch	daN lb	daN lb	daN lb	daN lb	cm <sup>3</sup> in <sup>3</sup>		
LS 1500 - 025 - A	LS 1500 - 025 - B	25 0.98	160 6.30	135 5.31			2322 5220	2890 6497	108 6.61	3,55 7.83	✓
LS 1500 - 038 - A	LS 1500 - 038 - B	38 1.50	186 7.32	148 5.83			2457 5525	3137 7052	160 9.73	3,77 8.31	✓
LS 1500 - 050 - A	LS 1500 - 050 - B	50 1.97	210 8.27	160 6.30	0 0	1590 3574	2528 5683	3270 7351	207 12.61	3,96 8.73	✓
LS 1500 - 063 - A	LS 1500 - 063 - B	63,5 2.50	237 9.33	173,5 6.83	± 5%	± 5%	2579 5798	3366 7567	260 15.84	4,18 9.22	✓
LS 1500 - 080 - A	LS 1500 - 080 - B	80 3.15	270 10.63	190 7.48			2621 5892	3445 7745	324 19.80	4,45 9.81	✓
LS 1500 - 100 - A	LS 1500 - 100 - B	100 3.94	310 12.20	210 8.27	100 bar 1450 psi	100 bar 1450 psi	2654 5966	3509 7889	403 24.59	4,80 10.58	✓
LS 1500 - 125 - A	LS 1500 - 125 - B	125 4.92	360 14.17	235 9.25			2682 6029	3561 8005	501 30.58	5,20 11.46	✓
LS 1500 - 160 - A	LS 1500 - 160 - B	160 6.30	430 16.93	270 10.63	+ 20 °C +68 °F	+ 20 °C +68 °F	2706 6083	3608 8111	639 38.98	5,77 12.72	✓
LS 1500 - 200 - A	LS 1500 - 200 - B	200 7.87	510 20.08	310 12.20			2725 6126	3644 8192	796 48.56	6,42 14.15	✓
LS 1500 - 250 - A	LS 1500 - 250 - B	250 9.84	610 24.02	360 14.17			2739 6158	3673 8257	992 60.54	7,24 15.96	✓
LS 1500 - 300 - A	LS 1500 - 300 - B	300 11.81	710 27.95	410 16.14			2749 6180	3692 8300	1188 72.52	8,05 17.75	✓

◆ Disposable



## HOW TO ORDER

p. 157

## INSTALLATION GUIDELINE

p. 205