

NE 16 x 1.5

VDI 3004	W-DX35-60M (Ford)	39D 549 (VW)
----------	-------------------	--------------



ACTIVE SAFETY



USAS

* $F_{1i} =$

Isothermal end force at 100% Cu

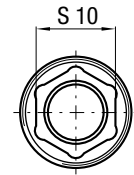
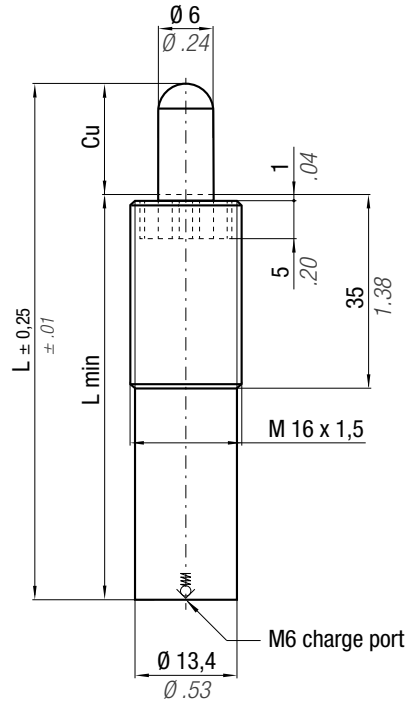


p. 16

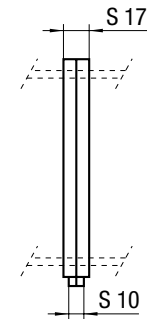


** $F_{1p} =$

Polytropic end force at 100% Cu

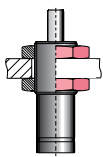


cod. 39CM01A (optional)



CODE	Cu		L		L min		~Kg		~lb		PED 2014/68/EU	Force color code	P		F ₀ Initial force ± 5%		F _{1i} End force*	F _{1p} End force**	
	mm	inch	mm	inch	mm	inch			bar	psi			daN	lb	+20°C	+68°F			
NE 16 x 1,5-010-B-...	10	0.39	65	2.56	55	2.17	0,05	0.11	✓										
NE 16 x 1,5-020-B-...	20	0.79	85	3.35	65	2.56	0,06	0.13	✓										
NE 16 x 1,5-030-B-...	30	1.18	105	4.13	75	2.95	0,07	0.15	✓										
NE 16 x 1,5-040-B-...	40	1.57	125	4.92	85	3.35	0,07	0.15	✓										
NE 16 x 1,5-050-B-...	50	1.97	145	5.71	95	3.74	0,08	0.18	✓										
NE 16 x 1,5-060-B-...	60	2.36	165	6.50	105	4.13	0,08	0.18	✓										
NE 16 x 1,5-070-B-...	70	2.76	185	7.28	115	4.53	0,09	0.20	✓										
NE 16 x 1,5-080-B-...	80	3.15	205	8.07	125	4.92	0,10	0.22	✓										
NE 16 x 1,5-100-B-...	100	3.94	245	9.65	145	5.71	0,11	0.24	✓										
NE 16 x 1,5-125-B-...	125	4.92	295	11.61	170	6.69	0,12	0.26	✓										

P = nominal charging pressure



DM 16

HOW TO ORDER

p. 31

INSTALLATION GUIDELINE

p. 205