

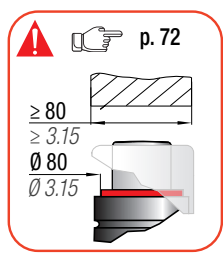
**OSAS + OSM** = OVER STROKE ACTIVE SAFETY + OVER STROKE MARKER

Il nuovo codice sarà fornito solo ad esaurimento del vecchio  
 The new code will be supplied only when the old will be out of stock  
 Der neue Kode wird nur angegeben, wenn der alte nicht mehr lieferbar ist  
 Le nouveau code sera fourni uniquement lorsque le vieux stock sera écoulé  
 El nuevo código será suministrado sólo cuando se agoten las existencias del antiguo  
 O novo código irá ser fornecido apenas quando o antigo esgotar stock

### ACTIVE SAFETY

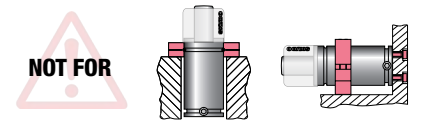
- OSAS
- USAS
- OPAS
- SKUDO

**easu** MANIFOLD p. 247



\*  $F_{1i}$  = Isothermal end force at 100% Cu p. 16



\*\*  $F_{1p}$  = Polytrophic end force at 100% Cu



	0 - 80 °C 32 - 176 °F	$\Delta P$ ± 0,33 %/°C	<b>P max</b> 150 bar 2175 psi	<b>P min</b> 20 bar 290 psi	<b>S</b> 28,27 cm <sup>2</sup> 4.382 in <sup>2</sup>	<b>SPM</b> ~ 20 - 100 (at 20°C)	<b>Max Speed</b> 1,8 m/s 70.8 in/s	<b>Maintenance kit</b> 39BMRV04200C
--	--------------------------	---------------------------	-------------------------------------	-----------------------------------	--	---------------------------------------	--	--

CODE PHASING OUT from 04/2021	NEW	Cu		L		L min		F <sub>0</sub> Initial force		F <sub>1i</sub> * End force *		F <sub>1p</sub> ** End force **		V <sub>0</sub>		PED 2014/68/EU		
		mm	inch	mm	inch	mm	inch	daN	lb	daN	lb	daN	lb	cm <sup>3</sup>	in <sup>3</sup>	~Kg	~lb	✓
RS 4200 - 013 - A	◆ RS 4200 - 013 - B	13	0.51	90	3.54	77	3.03	4240 9532 ± 5%	150 bar 2175 psi	5651	12703	6498	14607	172	10.50	2,76	6.08	✓
RS 4200 - 016 - A	◆ RS 4200 - 016 - B	16	0.63	96	3.78	80	3.15			5842	13133	6791	15267	192	11.72	2,83	6.24	✓
RS 4200 - 022 - A	RS 4200 - 022 - B	22	0.87	108	4.25	86	3.39			6147	13819	7266	16334	232	14.16	2,98	6.57	✓
RS 4200 - 029 - A	RS 4200 - 029 - B	29	1.14	122	4.80	93	3.66			6413	14417	7687	17280	279	17.03	3,16	6.97	✓
RS 4200 - 035 - A	RS 4200 - 035 - B	35	1.38	134	5.28	99	3.90			6590	14815	7969	17915	320	19.53	3,30	7.28	✓
RS 4200 - 047 - A	RS 4200 - 047 - B	47	1.85	158	6.22	111	4.37			6852	15403	8392	18866	401	24.47	3,60	7.94	✓
RS 4200 - 060 - A	RS 4200 - 060 - B	60	2.36	184	7.24	124	4.88			7049	15848	8715	19593	488	29.78	3,93	8.66	✓
RS 4200 - 072 - A	RS 4200 - 072 - B	72	2.83	208	8.19	136	5.35			7184	16149	8936	20089	569	34.72	4,20	9.26	✓
RS 4200 - 077 - A	RS 4200 - 077 - B	77	3.03	218	8.58	141	5.55			7230	16254	9013	20262	603	36.80	4,35	9.59	✓
RS 4200 - 097 - A	RS 4200 - 097 - B	97	3.82	258	10.16	161	6.34			7377	16583	9256	20809	737	44.97	4,85	10.69	✓
RS 4200 - 122 - A	RS 4200 - 122 - B	122	4.80	308	12.13	186	7.32	7503	16867	9467	21283	906	55.29	5,47	12.06	✓		

◆ Disposable



**HOW TO ORDER** p. 73

**INSTALLATION GUIDELINE** p. 205