

OSAS + OSM = **OVER STROKE ACTIVE SAFETY** + **OVER STROKE MARKER**

ACTIVE SAFETY



OSAS



USAS



OPAS



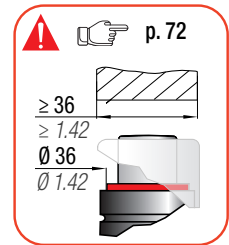
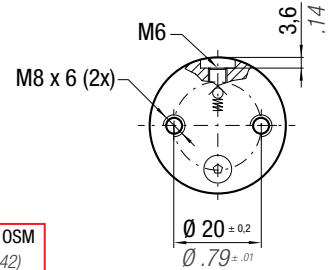
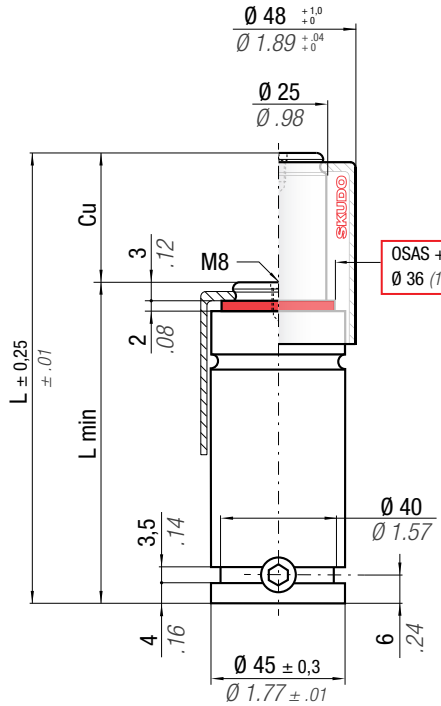
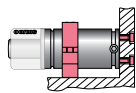
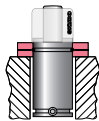
SKUDO

Il nuovo codice sarà fornito solo ad esaurimento del vecchio
 The new code will be supplied only when the old will be out of stock
 Der neue Kode wird nur angegeben, wenn der alte nicht mehr lieferbar ist
 Le nouveau code sera fourni uniquement lorsque le vieux stock sera écolé
 El nuevo código será suministrado sólo cuando se agoten las existencias del antiguo
 O novo código irá ser fornecido apenas quando o antigo esgotar stock

easU MANIFOLD p. 247

* F_{1i} = Isothermal end force at 100% Cu p. 16

** F_{1p} = Polytrophic end force at 100% Cu



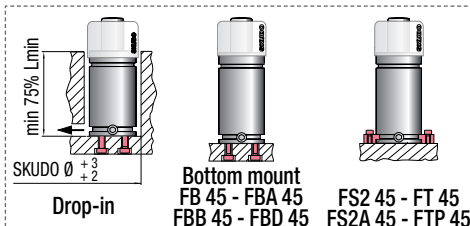
	0 - 80 °C 32 - 176 °F	ΔP ± 0,33 %/°C	P max 150 bar 2175 psi	P min 20 bar 290 psi	S 4,91 cm ² 0,761 in ²	SPM ~ 20 - 100 (at 20°C)	Max Speed 1,8 m/s 70,8 in/s	Maintenance kit 39BMRV00750C
--	--------------------------	---------------------------	-------------------------------------	-----------------------------------	---	---------------------------------------	--	--

CODE PHASING OUT from 04/2021	NEW	Cu		L		L min		F ₀		F _{1i} *		F _{1p} **		V ₀		PED 2014/68/EU		
		mm	inch	mm	inch	mm	inch	daN	lb	daN	lb	daN	lb	cm ³	in ³		~Kg	~lb
RS 750 - 007 - A	◆ RS 750 - 007 - B	7	0.28	52	2.05	45	1.77	740 ± 5% 1664 150 bar 2175psi + 20 °C +68 °F		972	2185	1114	2504	16,5	1.01	0,36	0,79	✓
RS 750 - 010 - A	◆ RS 750 - 010 - B	10	0.39	58	2.28	48	1.89			1024	2301	1193	2683	20,3	1.24	0,38	0,84	✓
RS 750 - 013 - A	RS 750 - 013 - B	13	0.51	64	2.52	51	2.01			1062	2388	1253	2818	24,1	1.47	0,39	0,86	✓
RS 750 - 016 - A	RS 750 - 016 - B	16	0.63	70	2.76	54	2.13			1092	2454	1300	2923	27,9	1.70	0,41	0,90	✓
RS 750 - 022 - A	RS 750 - 022 - B	22	0.87	82	3.23	60	2.36			1135	2551	1369	3077	35,4	2.16	0,45	0,99	✓
RS 750 - 029 - A	RS 750 - 029 - B	29	1.14	96	3.78	67	2.64			1168	2627	1423	3198	44,3	2.70	0,50	1.10	✓
RS 750 - 035 - A	RS 750 - 035 - B	35	1.38	108	4.25	73	2.87			1189	2673	1456	3273	51,8	3.16	0,54	1.19	✓
RS 750 - 047 - A	RS 750 - 047 - B	47	1.85	132	5.20	85	3.35			1217	2736	1502	3377	67,0	4.09	0,61	1.34	✓
RS 750 - 060 - A	RS 750 - 060 - B	60	2.36	158	6.22	98	3.86			1237	2781	1535	3450	83,4	5.09	0,70	1.54	✓
RS 750 - 072 - A	RS 750 - 072 - B	72	2.83	182	7.17	110	4.33			1250	2809	1556	3497	98,5	6.01	0,77	1.70	✓
RS 750 - 077 - A	RS 750 - 077 - B	77	3.03	192	7.56	115	4.53			1254	2819	1563	3513	104,8	6.40	0,81	1.79	✓
RS 750 - 097 - A	RS 750 - 097 - B	97	3.82	232	9.13	135	5.31			1267	2848	1584	3561	130,0	7.93	0,93	2.05	✓
RS 750 - 122 - A	RS 750 - 122 - B	122	4.80	282	11.10	160	6.30			1278	2872	1602	3602	161,5	9.86	1,10	2.43	✓

◆ Disposable

WARNING REMOVE SKUDO

Upside down mounting



HOW TO ORDER p. 73

INSTALLATION GUIDELINE p. 205