

ISO 11901 - 1	VDI 3003	B2 4006 (BMW)	075.90.55 (FCA)
W-DX35-6203 (Ford)	PG23D (Mazda)	B8 3180 220 000 001(MB)	K 32 S (Nissan)
E24.54.815.G (PSA)	EM24.54.700 (Renault)	SES-K 5404e (Suzuki)	39D 878 (VW)



OSAS + OSM = OVER STROKE ACTIVE SAFETY + OVER STROKE MARKER

ACTIVE SAFETY

Il nuovo codice sarà fornito solo ad esaurimento del vecchio

The new code will be supplied only when the old will be out of stock

Der neue Kode wird nur angegeben, wenn der alte nicht mehr lieferbar ist

Le nouveau code sera fourni uniquement lorsque le vieux stock sera écoulé

El nuevo código será suministrado sólo cuando se agoten las existencias del antiguo

O novo código irá ser fornecido apenas quando o antigo esgotar stock



OSAS



USAS

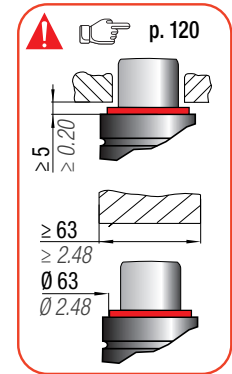
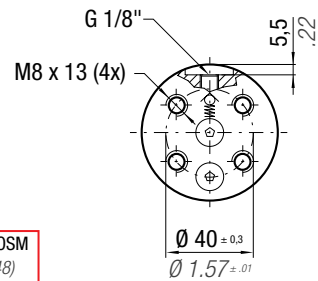
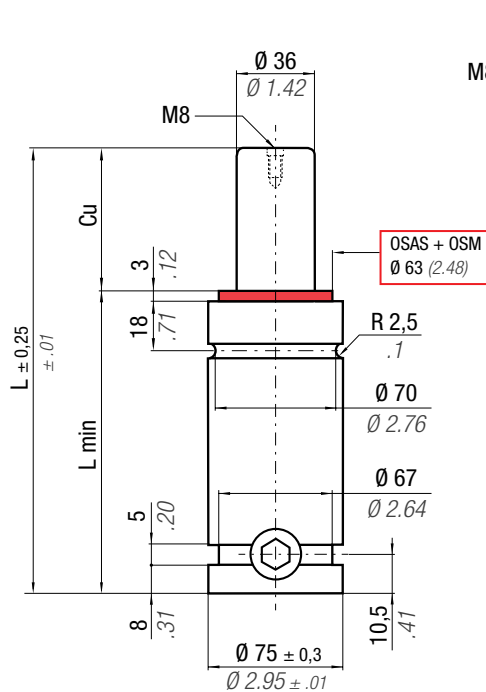


OPAS

easu MANIPOL p. 247

* F_{1i} = Isothermal end force at 100% Cu p. 16

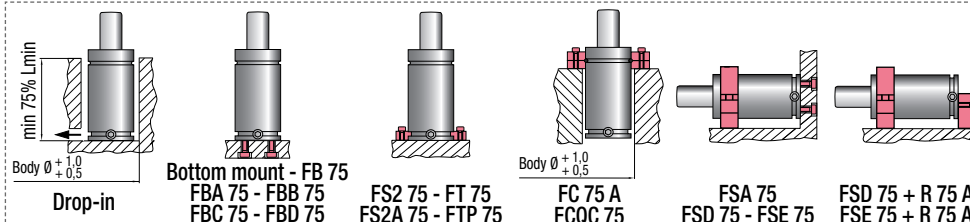
** F_{1p} = Polytrophic end force at 100% Cu



N ₂	0 - 80 °C 32 - 176 °F	ΔP ± 0,33 %/°C	P max 150 bar 2175 psi	P min 20 bar 290 psi	S 10,18 cm ² 1.578 in ²	SPM ~ 15 - 50 (at 20°C)	Max Speed 1,8 m/s 70.8 in/s	Maintenance kit 39BMSCO1500D Cu 25 ÷ 80 39BMSCO1500DH Cu 88 ÷ 300
----------------	--------------------------	---------------------------	------------------------------	----------------------------	---	-------------------------------	-----------------------------------	---

CODE PHASING OUT from 04/2021	NEW	Cu		L		L min		F ₀		F _{1i} *		F _{1p} **		V ₀		PED 2014/68/EU		
		mm	inch	mm	inch	mm	inch	daN	lb	daN	lb	daN	lb	cm ³	in ³		~Kg	~lb
SC 1500 - 013 - D	SC 1500 - 013 - E	13	0.51	135	5.31	122	4.80	1530 ± 5%	3440	1831	4116	2034	4573	93	5.70	3,26	7.19	✓
SC 1500 - 025 - D	SC 1500 - 025 - E	25	0.98	160	6.30	135	5.31			1949	4382	2210	4969	137	8.37	3,47	7.65	✓
SC 1500 - 038 - D	SC 1500 - 038 - E	38	1.50	186	7.32	148	5.83			2026	4555	2327	5231	183	11.16	3,67	8.09	✓
SC 1500 - 050 - D	SC 1500 - 050 - E	50	1.97	210	8.27	160	6.30			2072	4658	2397	5388	225	13.72	3,85	8.49	✓
SC 1500 - 063 - D	SC 1500 - 063 - E	63,5	2.50	237	9.33	173,5	6.83			2108	4739	2452	5513	272	16.62	4,05	8.93	✓
SC 1500 - 075 - D	SC 1500 - 075 - E	75	2.95	260	10.24	185	7.28			2130	4789	2487	5591	313	19.08	4,23	9.33	✓
SC 1500 - 080 - D	SC 1500 - 080 - E	80	3.15	270	10.63	190	7.48			2139	4808	2500	5620	330	20.15	4,30	9.48	✓
SC 1500 - 088 - D	SC 1500 - 088 - E	87,5	3.44	285	11.22	197,5	7.78			2157	4849	2528	5683	356	21.69	4,42	9.74	✓
SC 1500 - 100 - D	SC 1500 - 100 - E	100	3.94	310	12.20	210	8.27			2165	4866	2540	5711	400	24.43	4,60	10.14	✓
SC 1500 - 113 - D	SC 1500 - 113 - E	113	4.45	335	13.19	222	8.74			2181	4903	2566	5768	444	27.11	4,78	10.54	✓
SC 1500 - 125 - D	SC 1500 - 125 - E	125	4.92	360	14.17	235	9.25			2187	4917	2575	5789	488	29.79	4,97	10.96	✓
SC 1500 - 138 - D	SC 1500 - 138 - E	137,5	5.41	385	15.16	247,5	9.74			2199	4943	2594	5831	532	32.47	5,16	11.38	✓
SC 1500 - 150 - D	SC 1500 - 150 - E	150	5.91	410	16.14	260	10.24			2203	4952	2600	5844	576	35.15	5,35	11.79	✓
SC 1500 - 160 - D	SC 1500 - 160 - E	160	6.30	430	16.93	270	10.63			2208	4963	2608	5862	611	37.29	5,50	12.13	✓
SC 1500 - 175 - D	SC 1500 - 175 - E	175	6.89	460	18.11	285	11.22			2215	4978	2618	5886	664	40.51	5,73	12.63	✓
SC 1500 - 200 - D	SC 1500 - 200 - E	200	7.87	510	20.08	310	12.20			2228	5008	2639	5933	748	45.66	6,13	13.51	✓
SC 1500 - 225 - D	SC 1500 - 225 - E	225	8.86	560	22.05	335	13.19			2250	5058	2674	6011	824	50.27	6,60	14.55	✓
SC 1500 - 250 - D	SC 1500 - 250 - E	250	9.84	610	24.02	360	14.17			2268	5099	2703	6077	899	54.88	7,08	15.61	✓
SC 1500 - 275 - D	SC 1500 - 275 - E	275	10.83	660	22.05	385	15.16			2284	5135	2728	6133	975	59.48	7,55	16.64	✓
SC 1500 - 300 - D	SC 1500 - 300 - E	300	11.81	710	27.95	410	16.14			2298	5166	2750	6182	1050	64.09	8,02	17.68	✓

◆ Disposable



HOW TO ORDER

p. 121

INSTALLATION GUIDELINE

p. 205